

Location

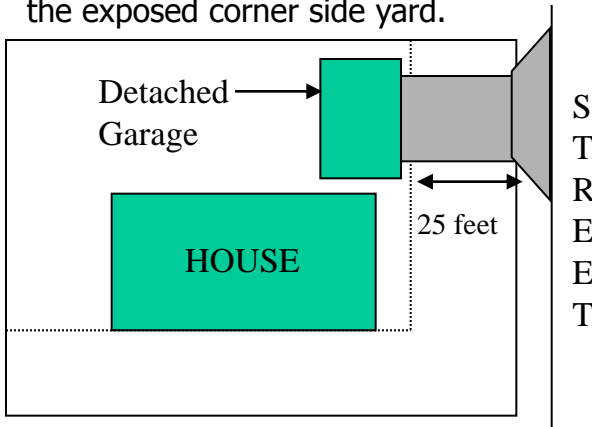
- A detached garage must not be located within any utility or drainage easements.
- A detached garage must be located a minimum of six feet (6') from the rear and side property lines.

Other Requirements

- A separate driveway permit needs to be obtained from the Community Development Department.
- Shall not exceed 600 square ft.
- No dimension shall exceed twenty five feet (25'). The maximum height from the grade to the highest point on the roof shall be fifteen feet (15').
- No more than one detached accessory structure allowed per lot.

Corner Lots

Detached Garages on corner lots must meet the principal building setback on the exposed corner side yard.



STREET

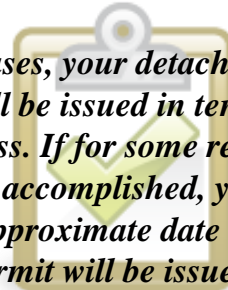


Permit Submission Requirements

In addition to a completed application, all permit submissions are required to include the following information:

- The location of the proposed garage indicated on a plat of survey
- A framing plan for the proposed garage
 - Include foundation and electric (with separate electrical permit)

In most cases, your detached garage permit will be issued in ten working days or less. If for some reason this cannot be accomplished, you will be given an approximate date when your permit will be issued.



Questions ?

*Please call the
Community Development
Department at
(847) 357-4220
Monday through Friday,
between the hours of
8:00 a.m. and 5:00 p.m.*

Detached Garages

*A How-to Guide for Obtaining a Permit
for your Project*

Part of the



Elk Grove Village
Home Improvement
Series

Why?



- The permit process is needed to protect both you and the Village from improper work done by contractors.
- Permits can save you money by making certain that all jobs are done correctly the first time so that they do not have to be redone to meet Village codes.
- The Village is on your side. We want to ensure that you will enjoy your garage for many years to come. The permit you receive for this project will allow us to do just that.


How?

In Person

1. Obtain a permit application from the Community Development Department which is located on the main level of the Charles J. Zettek Municipal Building at 901 Wellington Avenue.
2. Return the completed application with a copy of your plat of survey showing the proposed location of the garage to the Community Development Department. Please refer to submission requirements for additional information.
3. After you receive your permit and at least 48 hours before you begin digging, call JULIE (Joint Utility Locating Information for Excavators) at 1-(800) 892-0123 and the Elk Grove Village Department of Public Works at (847) 734-8800 for utility locations.

Online

1. Visit www.elkgrovepermits.com
2. Fill out the online permit request form.
3. Make sure to set up the required inspections either by phone or online.



Inspections



Inspections required at various stages of the project are:

Concrete Pre-Pour

This inspection is conducted to ensure the proper foundation, location of your garage, and slab slope.

Framing & Electrical

This inspection is to ensure that the garage is constructed in accordance with the approved plans.

Final

Upon completion of the garage, to ensure that construction has been completed and that all landscaping has been restored.



Requesting Inspections

To schedule an inspection, contact the Community Development Department at (847) 357-4220, Monday through Friday between the hours of 8:00am and 5:00pm. Requests for inspections must be made 24 hours in advance. Please have your permit number ready when you call.

You can also set up an inspection online at www.elkgrovepermits.com