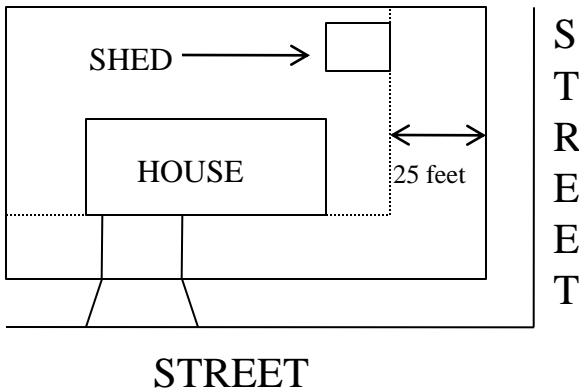


Location

- Storage sheds may not be located within any utility or drainage easements.
- Storage sheds must be located a minimum of two feet (2') from the side property lines.
- Storage sheds shall not be located closer than sixty feet (60') from the front lot line.
- The maximum size of the storage shed shall be one hundred fifty (150) square feet in area and no more than twelve (12) feet in height as measured from the highest finished grade adjacent to the shed to the highest point of the shed.
- Only one storage shed is permitted on a lot.

Corner Lots

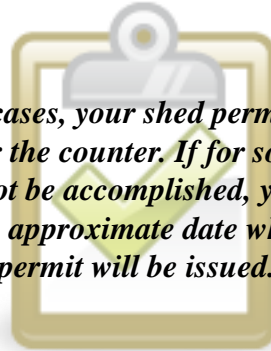
Sheds on corner lots must meet the principal building setback on the exposed corner side yard.



Permit Submission Requirements

In addition to a completed application, all permit submissions are required to include the following information

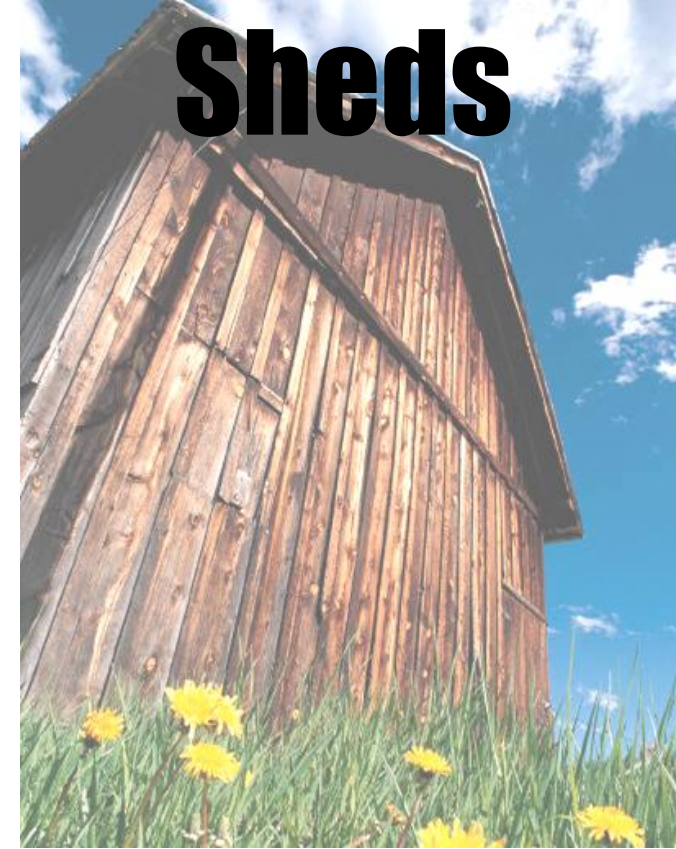
- The proposed location of the shed identified on a plat of survey.



In most cases, your shed permit will be issued over the counter. If for some reason this cannot be accomplished, you will be given an approximate date when your permit will be issued.

Questions ?

*Please call the
Community Development
Department at
(847) 357-4220
Monday through Friday,
between the hours of
8:00 a.m. and 5:00 p.m.*



Sheds

*A How-to Guide for Obtaining
a Permit for your Project*



Elk Grove Village
Home Improvement
Series

Why?



•The permit process is needed to protect both you and the Village from improper work done by contractors.

•Permits can save you money by making certain that all jobs are done correctly the first time so that they do not have to be redone to meet Village codes.

•The Village is on your side. We want to ensure that you will enjoy your shed for many years to come. The permit you receive for this project will allow us to do just that.

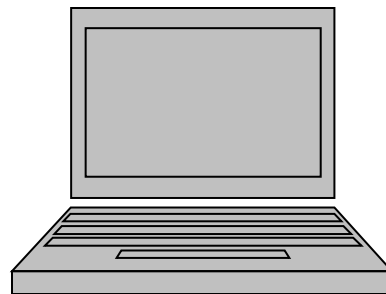
How?

In Person

1. Obtain a permit application from the Community Development Department which is located on the main level of the Charles J. Zettek Municipal Building at 901 Wellington Avenue.
2. Return the completed application with a copy of your plat of survey showing the proposed location of the shed to the Community Development Department.
3. After you receive your permit, make sure to call for your required inspections.

Online

1. Visit www.elkgrovepermits.com
2. Fill out the online permit request form.
3. Make sure to set up the required inspections either by phone or online.



Inspections



Inspections required at various stages of the project are:

Concrete Pre-Pour

If a poured concrete foundation is to be placed under the shed, to verify shed is being constructed in an approved location.

Final

Upon completion of the shed, to ensure that construction has been completed and the shed is in the proper location.



Requesting Inspections

To schedule an inspection, contact the Community Development Department at (847) 357-4220, Monday through Friday between the hours of 8:00am and 5:00pm. Requests for inspections must be made 24 hours in advance. Please have your permit number ready when you call.

You can also set up an inspection online at www.elkgrovepermits.com