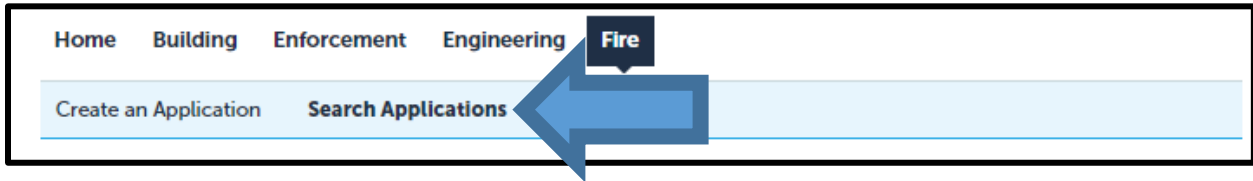


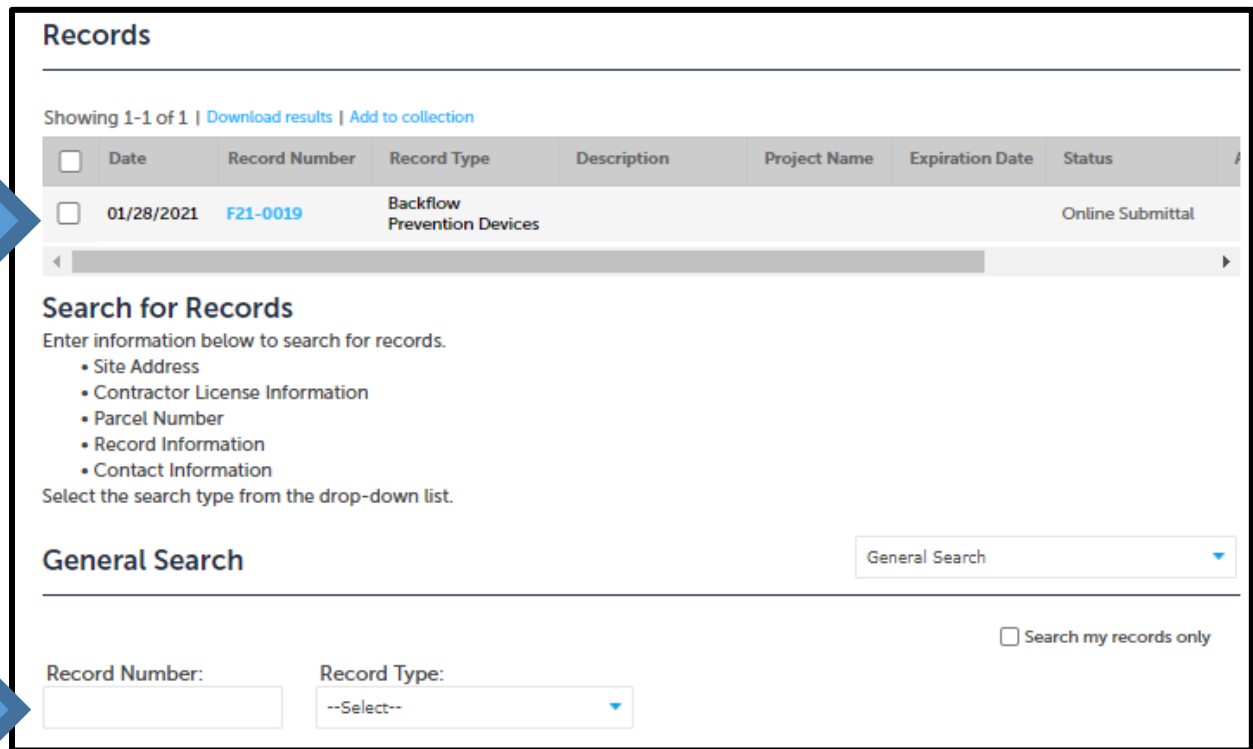
UPLOADING A RESUBMITTAL

Click the **Fire** tab. Enter your **User Name** or **Account E-mail** and **Password** and click **Login**. Check the box to accept the terms and click **Continue Application**.

Click **Search Applications**:



Click on the **blue** record number from the list or enter the **Record Number** that was provided when you submitted the application.



Click **Record Info** and click **Attachments**:

Record F21-0019:
Backflow Prevention Devices
Record Status: Online Submittal

Add to collection
Like 0
Tweet

Record Info Payments Custom Component

Record Details

Processing Status

Related Records

Attachments 60007

Inspections


Valuation Calculator

Applicant: Licensed Professional:

Click **Add** to upload your resubmittal documents.

Select the type of document and repeat for all uploaded documents.

Click **Save**.

 **The attachment(s) has/have been successfully uploaded.**
It may take a few minutes before changes are reflected.

You have successfully uploaded your resubmittal documents.

Contact (847) 734-8020 with any questions.

