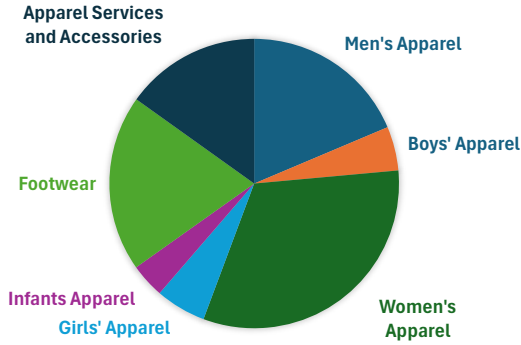


Report

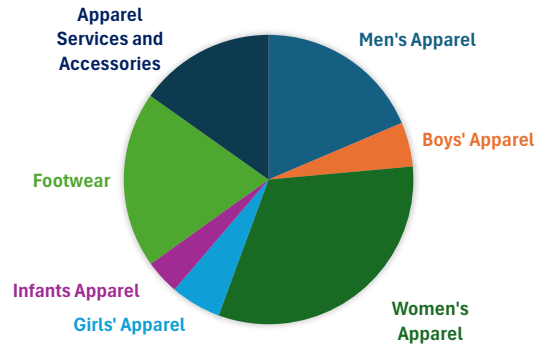
Consumer Expenditures Report (Elk Grove Village, Illinois)

Apparel (2024)



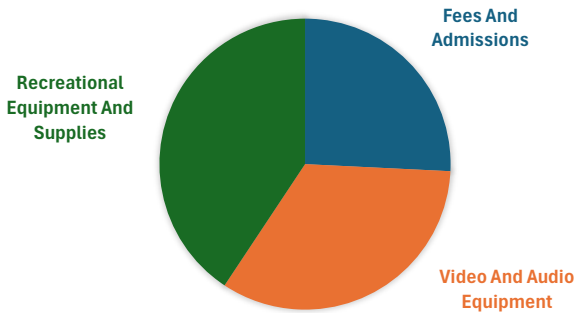
	\$ PER HOUSEHOLD	TOTAL \$000'S
Totals:	\$2,787	\$36,358
Men's Apparel	\$519	\$6,771
Boys' Apparel	\$137	\$1,796
Women's Apparel	\$895	\$11,675
Girls' Apparel	\$157	\$2,050
Infants Apparel	\$107	\$1,402
Footwear	\$549	\$7,164
Apparel Services and Accessories	\$421	\$5,499

Apparel (2029)



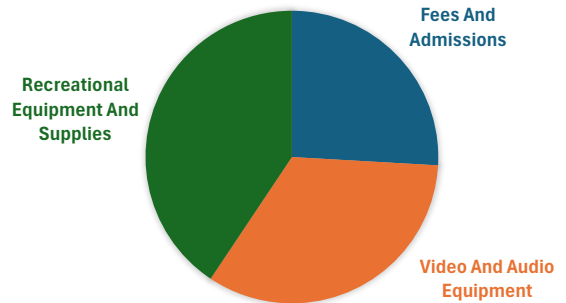
	\$ PER HOUSEHOLD	TOTAL \$000'S
Totals:	\$2,988	\$37,536
Men's Apparel	\$555	\$6,983
Boys' Apparel	\$148	\$1,864
Women's Apparel	\$956	\$12,020
Girls' Apparel	\$169	\$2,125
Infants Apparel	\$115	\$1,456
Footwear	\$588	\$7,389
Apparel Services and Accessories	\$453	\$5,698

Entertainment (2024)



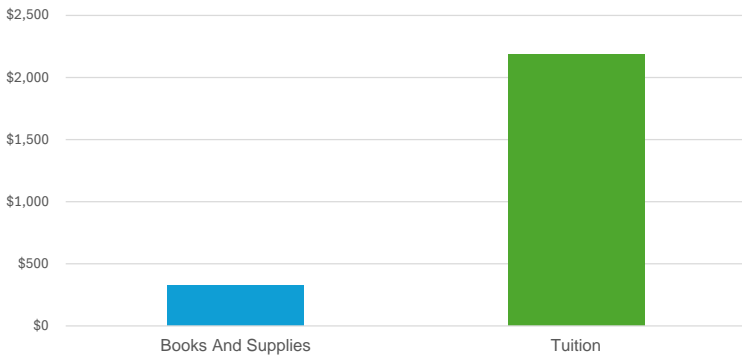
	\$ PER HOUSEHOLD	TOTAL \$000'S
Total	\$4,544	\$59,272
Fees And Admissions	\$1,171	\$15,276
Video And Audio Equipment	\$1,524	\$19,890
Recreational Equipment And Supplies	\$1,848	\$24,107

Entertainment (2029)



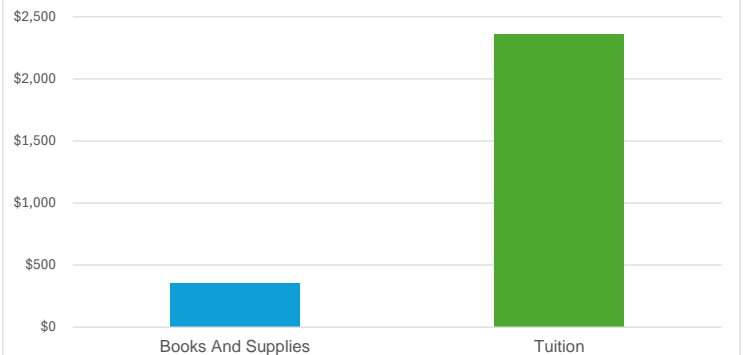
	\$ PER HOUSEHOLD	TOTAL \$000'S
Total	\$4,857	\$61,016
Fees And Admissions	\$1,258	\$15,803
Video And Audio Equipment	\$1,625	\$20,421
Recreational Equipment And Supplies	\$1,973	\$24,792

Education (2024)



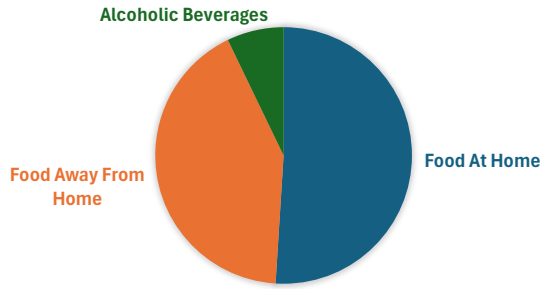
	\$ PER HOUSEHOLD	TOTAL \$000'S
Total	\$2,514	\$32,806
Books And Supplies	\$325	\$4,245
Tuition	\$2,189	\$28,561

Education (2029)



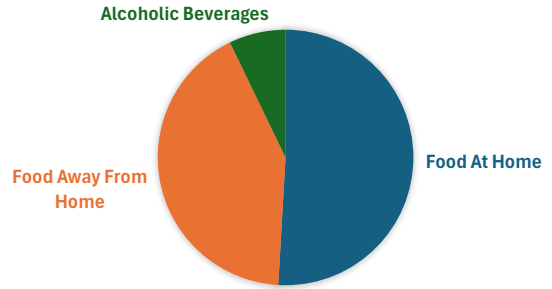
	\$ PER HOUSEHOLD	TOTAL \$000'S
Total	\$2,711	\$34,056
Books And Supplies	\$350	\$4,406
Tuition	\$2,360	\$29,650

Food and Beverages (2024)



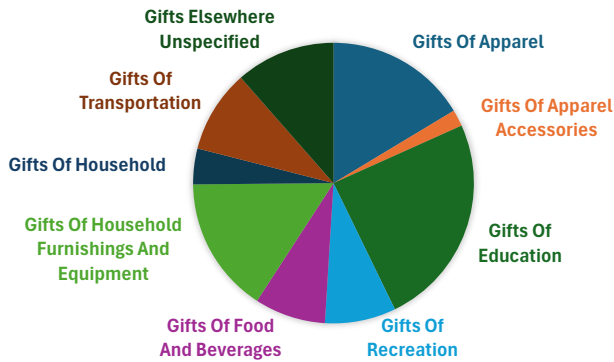
	\$ PER HOUSEHOLD	TOTAL \$000'S
Total	\$11,439	\$149,220
Food At Home	\$5,833	\$76,098
Food Away From Home	\$4,787	\$62,444
Alcoholic Beverages	\$818	\$10,677

Food and Beverages (2029)



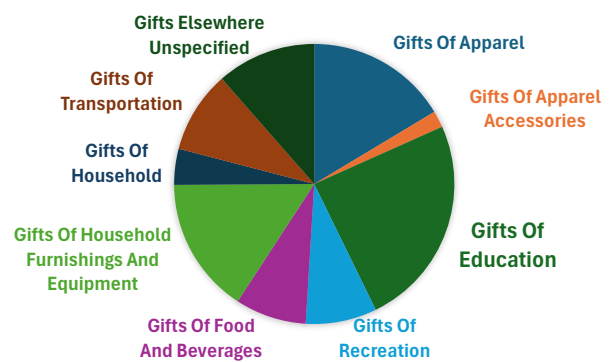
	\$ PER HOUSEHOLD	TOTAL \$000'S
Total	\$12,222	\$153,514
Food At Home	\$6,221	\$78,145
Food Away From Home	\$5,123	\$64,357
Alcoholic Beverages	\$876	\$11,012

Gifts (2024)



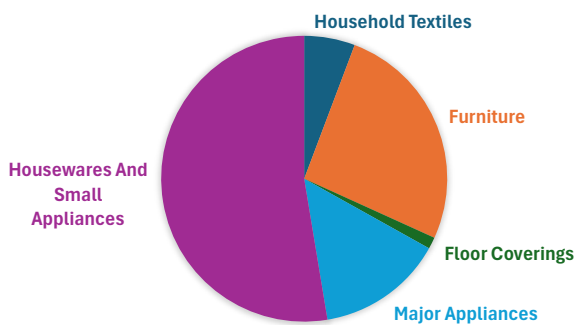
	\$ PER HOUSEHOLD	TOTAL \$000'S
Total	\$2,046	\$26,696
Gifts Of Apparel	\$334	\$4,368
Gifts Of Apparel Accessories	\$39	\$519
Gifts Of Education	\$500	\$6,532
Gifts Of Recreation	\$167	\$2,187
Gifts Of Food And Beverages	\$167	\$2,190
Gifts Of Household Furnishings And Equipment	\$320	\$4,184
Gifts Of Household	\$84	\$1,108
Gifts Of Transportation	\$195	\$2,547
Gifts Elsewhere Unspecified	\$234	\$3,060

Gifts (2029)



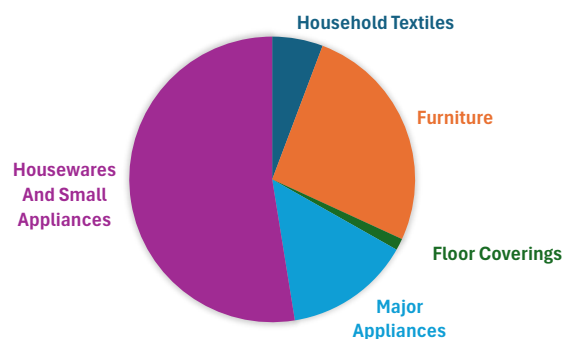
	\$ PER HOUSEHOLD	TOTAL \$000'S
Total	\$2,194	\$27,562
Gifts Of Apparel	\$359	\$4,513
Gifts Of Apparel Accessories	\$42	\$536
Gifts Of Education	\$536	\$6,735
Gifts Of Recreation	\$180	\$2,263
Gifts Of Food And Beverages	\$180	\$2,261
Gifts Of Household Furnishings And Equipment	\$344	\$4,326
Gifts Of Household	\$91	\$1,144
Gifts Of Transportation	\$208	\$2,620
Gifts Elsewhere Unspecified	\$251	\$3,164

Household Furnishings (2024)



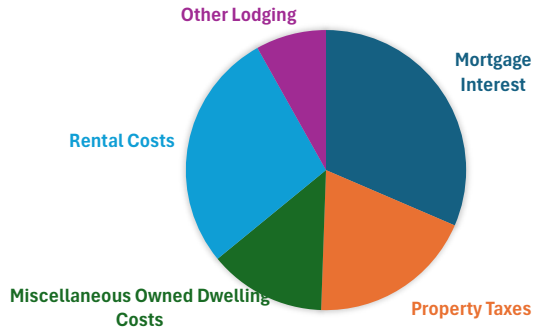
	\$ PER HOUSEHOLD	TOTAL \$000'S
Total	\$2,821	\$36,810
Household Textiles	\$162	\$2,121
Furniture	\$734	\$9,586
Floor Coverings	\$37	\$492
Major Appliances	\$403	\$5,262
Housewares And Small Appliances	\$1,483	\$19,348

Household Furnishings (2029)



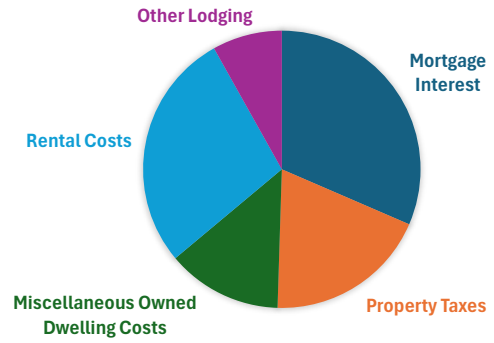
	\$ PER HOUSEHOLD	TOTAL \$000'S
Total	\$3,014	\$37,867
Household Textiles	\$173	\$2,178
Furniture	\$787	\$9,889
Floor Coverings	\$40	\$509
Major Appliances	\$430	\$5,401
Housewares And Small Appliances	\$1,583	\$19,890

Shelter (2024)



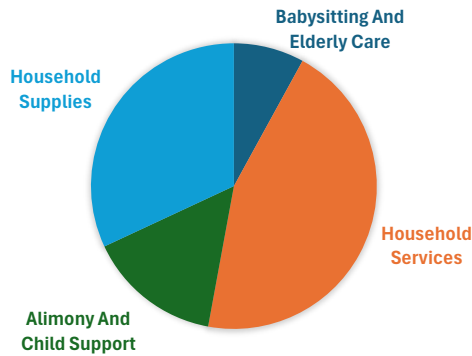
	\$ PER HOUSEHOLD	TOTAL \$000'S
Total	\$16,558	\$215,983
Mortgage Interest	\$5,209	\$67,949
Property Taxes	\$3,161	\$41,235
Miscellaneous Owned Dwelling Costs	\$2,239	\$29,217
Rental Costs	\$4,600	\$60,010
Other Lodging	\$1,347	\$17,572

Shelter (2029)



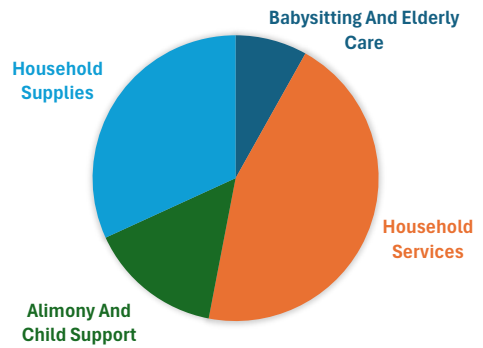
	\$ PER HOUSEHOLD	TOTAL \$000'S
Total	\$17,733	\$222,727
Mortgage Interest	\$5,584	\$70,139
Property Taxes	\$3,369	\$42,319
Miscellaneous Owned Dwelling Costs	\$2,380	\$29,901
Rental Costs	\$4,957	\$62,262
Other Lodging	\$1,441	\$18,107

Household Operations (2024)



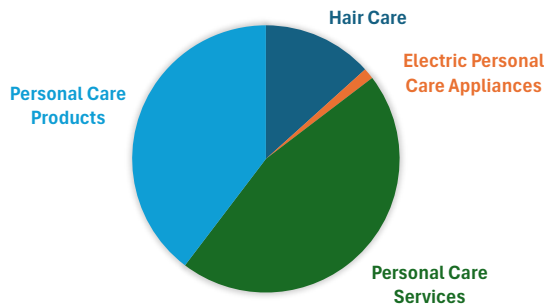
	\$ PER HOUSEHOLD	TOTAL \$000'S
Total	\$3,148	\$41,063
Babysitting And Elderly Care	\$251	\$3,282
Household Services	\$1,413	\$18,437
Alimony And Child Support	\$477	\$6,225
Household Supplies	\$1,005	\$13,119

Household Operations (2029)



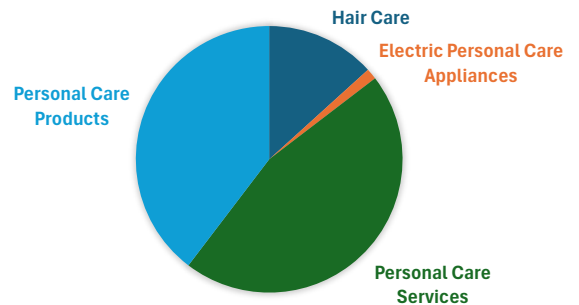
	\$ PER HOUSEHOLD	TOTAL \$000'S
Total	\$3,363	\$42,244
Babysitting And Elderly Care	\$273	\$3,431
Household Services	\$1,509	\$18,964
Alimony And Child Support	\$509	\$6,402
Household Supplies	\$1,070	\$13,447

Personal Care (2024)



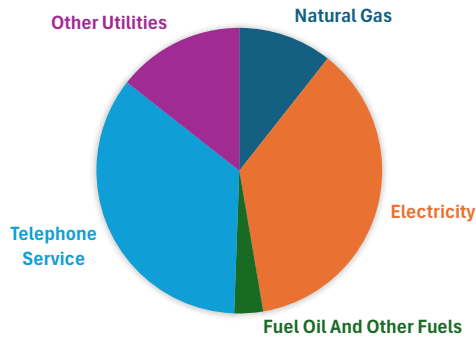
	\$ PER HOUSEHOLD	TOTAL \$000'S
Total	\$1,061	\$13,840
Hair Care	\$141	\$1,843
Electric Personal Care Appliances	\$14	\$194
Personal Care Services	\$484	\$6,324
Personal Care Products	\$420	\$5,479

Personal Care (2029)



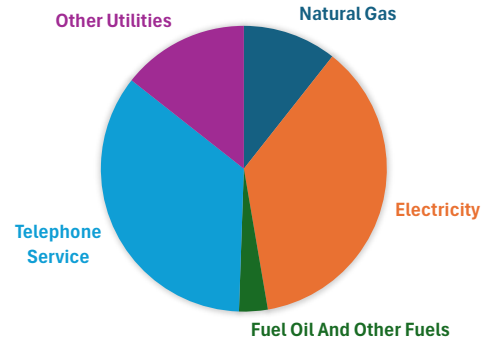
	\$ PER HOUSEHOLD	TOTAL \$000'S
Total	\$1,133	\$14,231
Hair Care	\$150	\$1,895
Electric Personal Care Appliances	\$15	\$200
Personal Care Services	\$517	\$6,503
Personal Care Products	\$448	\$5,634

Utilities (2024)



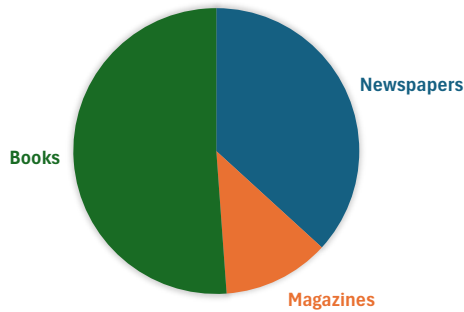
	\$ PER HOUSEHOLD	TOTAL \$000'S
Total	\$5,597	\$73,019
Natural Gas	\$594	\$7,752
Electricity	\$2,054	\$26,794
Fuel Oil And Other Fuels	\$182	\$2,383
Telephone Service	\$1,961	\$25,589
Other Utilities	\$805	\$10,502

Utilities (2029)



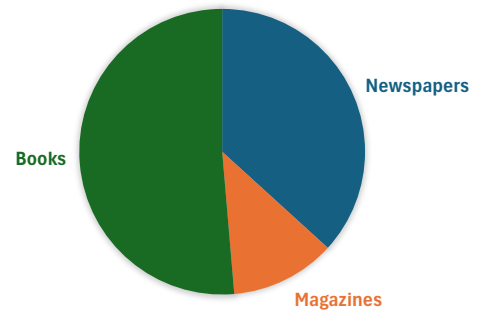
	\$ PER HOUSEHOLD	TOTAL \$000'S
Total	\$5,962	\$74,890
Natural Gas	\$633	\$7,952
Electricity	\$2,187	\$27,472
Fuel Oil And Other Fuels	\$193	\$2,433
Telephone Service	\$2,091	\$26,268
Other Utilities	\$857	\$10,765

Reading (2024)



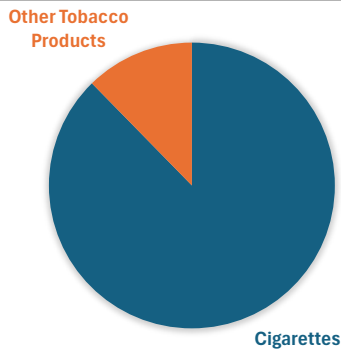
	\$ PER HOUSEHOLD	TOTAL \$000'S
Total	\$175	\$2,293
Newspapers	\$64	\$844
Magazines	\$21	\$281
Books	\$89	\$1,168

Reading (2029)



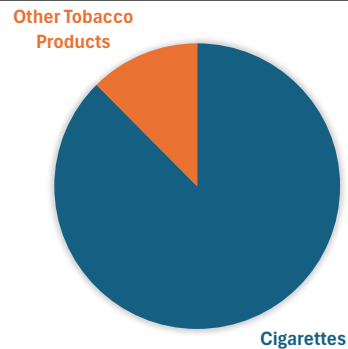
	\$ PER HOUSEHOLD	TOTAL \$000'S
Total	\$187	\$2,351
Newspapers	\$68	\$865
Magazines	\$22	\$288
Books	\$95	\$1,198

Tobacco (2024)



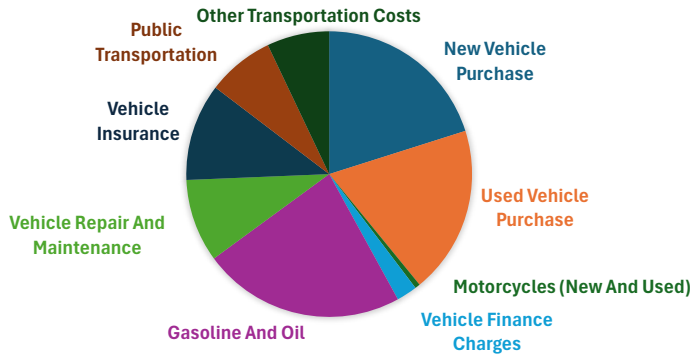
	\$ PER HOUSEHOLD	TOTAL \$000'S
Total	\$431	\$5,626
Cigarettes	\$377	\$4,923
Other Tobacco Products	\$53	\$702

Tobacco (2029)



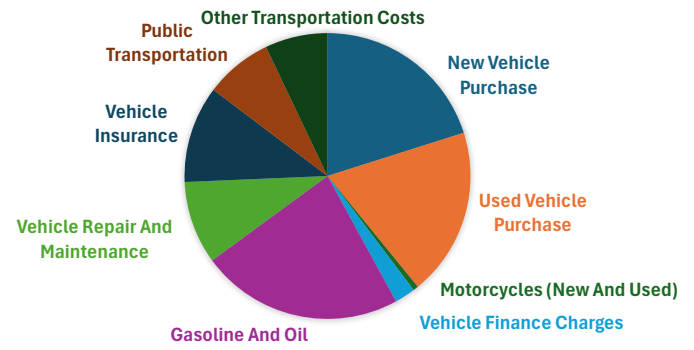
	\$ PER HOUSEHOLD	TOTAL \$000'S
Total	\$459	\$5,765
Cigarettes	\$401	\$5,045
Other Tobacco Products	\$57	\$720

Transportation (2024)



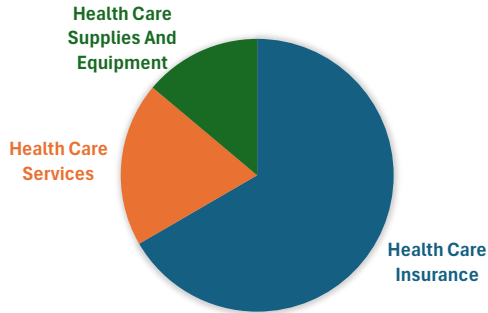
	\$ PER HOUSEHOLD	TOTAL \$000'S
New Vehicle Purchase	\$2,866	\$37,396
Used Vehicle Purchase	\$2,707	\$35,315
Motorcycles (New And Used)	\$83	\$1,090
Vehicle Finance Charges	\$333	\$4,345
Gasoline And Oil	\$3,267	\$42,625
Vehicle Repair And Maintenance	\$1,341	\$17,494
Vehicle Insurance	\$1,570	\$20,490
Public Transportation	\$1,081	\$14,107
Other Transportation Costs	\$1,006	\$13,129

Transportation (2029)



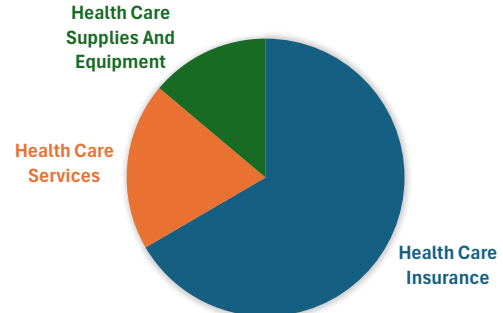
	\$ PER HOUSEHOLD	TOTAL \$000'S
New Vehicle Purchase	\$3,061	\$38,447
Used Vehicle Purchase	\$2,895	\$36,366
Motorcycles (New And Used)	\$89	\$1,123
Vehicle Finance Charges	\$356	\$4,473
Gasoline And Oil	\$3,485	\$43,780
Vehicle Repair And Maintenance	\$1,430	\$17,961
Vehicle Insurance	\$1,671	\$20,999
Public Transportation	\$1,160	\$14,577
Other Transportation Costs	\$1,077	\$13,529

Health Care (2024)



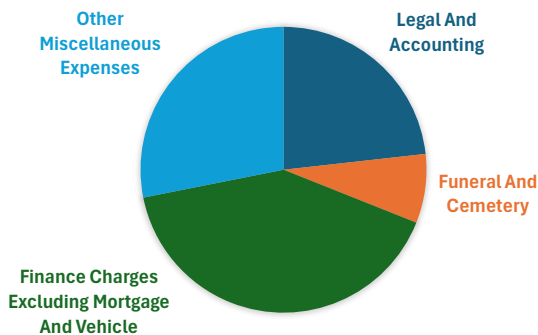
	\$ PER HOUSEHOLD	TOTAL \$000'S
Total	\$6,594	\$86,015
Health Care Insurance	\$4,392	\$57,296
Health Care Services	\$1,285	\$16,772
Health Care Supplies And Equipment	\$915	\$11,947

Health Care (2029)



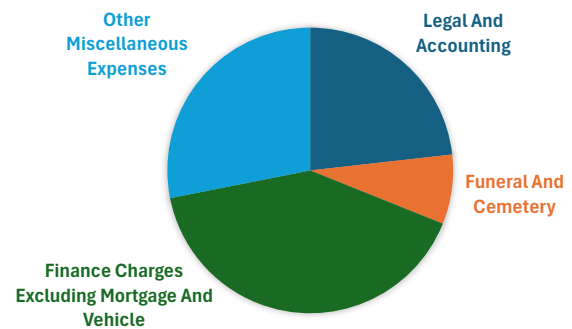
	\$ PER HOUSEHOLD	TOTAL \$000'S
Total	\$6,999	\$87,910
Health Care Insurance	\$4,660	\$58,540
Health Care Services	\$1,368	\$17,186
Health Care Supplies And Equipment	\$970	\$12,185

Miscellaneous Expenses (2024)



	\$ PER HOUSEHOLD	TOTAL \$000'S
Total	\$1,513	\$19,740
Legal And Accounting	\$351	\$4,585
Funeral And Cemetery	\$118	\$1,552
Finance Charges Excluding Mortgage And Vehicle	\$617	\$8,054
Other Miscellaneous Expenses	\$425	\$5,549

Miscellaneous Expenses (2029)



	\$ PER HOUSEHOLD	TOTAL \$000'S
Total	\$1,615	\$20,295
Legal And Accounting	\$375	\$4,714
Funeral And Cemetery	\$127	\$1,595
Finance Charges Excluding Mortgage And Vehicle	\$659	\$8,281
Other Miscellaneous Expenses	\$454	\$5,705

Personal Insurance (2024)	
	\$ PER HOUSEHOLD
	\$582
Contributions (2024)	
	\$ PER HOUSEHOLD
	\$2,721

Personal Insurance (2029)	
	\$ PER HOUSEHOLD
	\$620
Contributions (2029)	
	\$ PER HOUSEHOLD
	\$2,906

Retail Potential (2024)		
	\$ PER HOUSEHOLD	TOTAL \$000'S
Other Health and Personal Care Stores	\$76	\$997
Gasoline Stations without Convenience Stores	\$3,797	\$49,530
Men's Clothing Stores	\$60	\$790
Women's Clothing Stores	\$262	\$3,422
Childrens' and Infant's Clothing Stores	\$108	\$1,421
Family Clothing Stores	\$695	\$9,074
Clothing Accessory Stores	\$56	\$741
Other Apparel Stores	\$85	\$1,110
Shoe Stores	\$281	\$3,666
Jewelry Stores	\$141	\$1,844
Luggage Stores	\$10	\$140
Sporting Goods Stores	\$360	\$4,708
Hobby, Toy, and Game Stores	\$101	\$1,319
Sewing and Needlecraft Stores	\$33	\$432
Musical Instrument Stores	\$28	\$367
Book Stores	\$130	\$1,707
Department Stores	\$1,388	\$18,117
Warehouse Superstores	\$3,376	\$44,038
Other General Merchandise Stores	\$519	\$6,777
Florists	\$26	\$345
Office and Stationary Stores	\$74	\$968
Gift and Souvenir Stores	\$88	\$1,150
Used Merchandise Stores	\$51	\$671
Pet and Pet Supply Stores	\$299	\$3,902
Art Dealers	\$24	\$318
Mobile Home Dealers	\$44	\$577
Other Miscellaneous Retail Stores	\$125	\$1,635
Mail Order and Catalog Stores	\$2,069	\$26,994
Vending Machines	\$54	\$708
Fuel Dealers	\$199	\$2,606
Other Direct Selling Establishments	\$155	\$2,033
Hotels and Other Travel Accommodations	\$263	\$3,442
RV Parks	\$2	\$34
Rooming and Boarding Houses	\$1	\$24
Full Service Restaurants	\$2,798	\$36,505
Limited Service Restaurants	\$1,300	\$16,961
Special Food Services and Catering	\$414	\$5,409
Drinking Places	\$122	\$1,600